

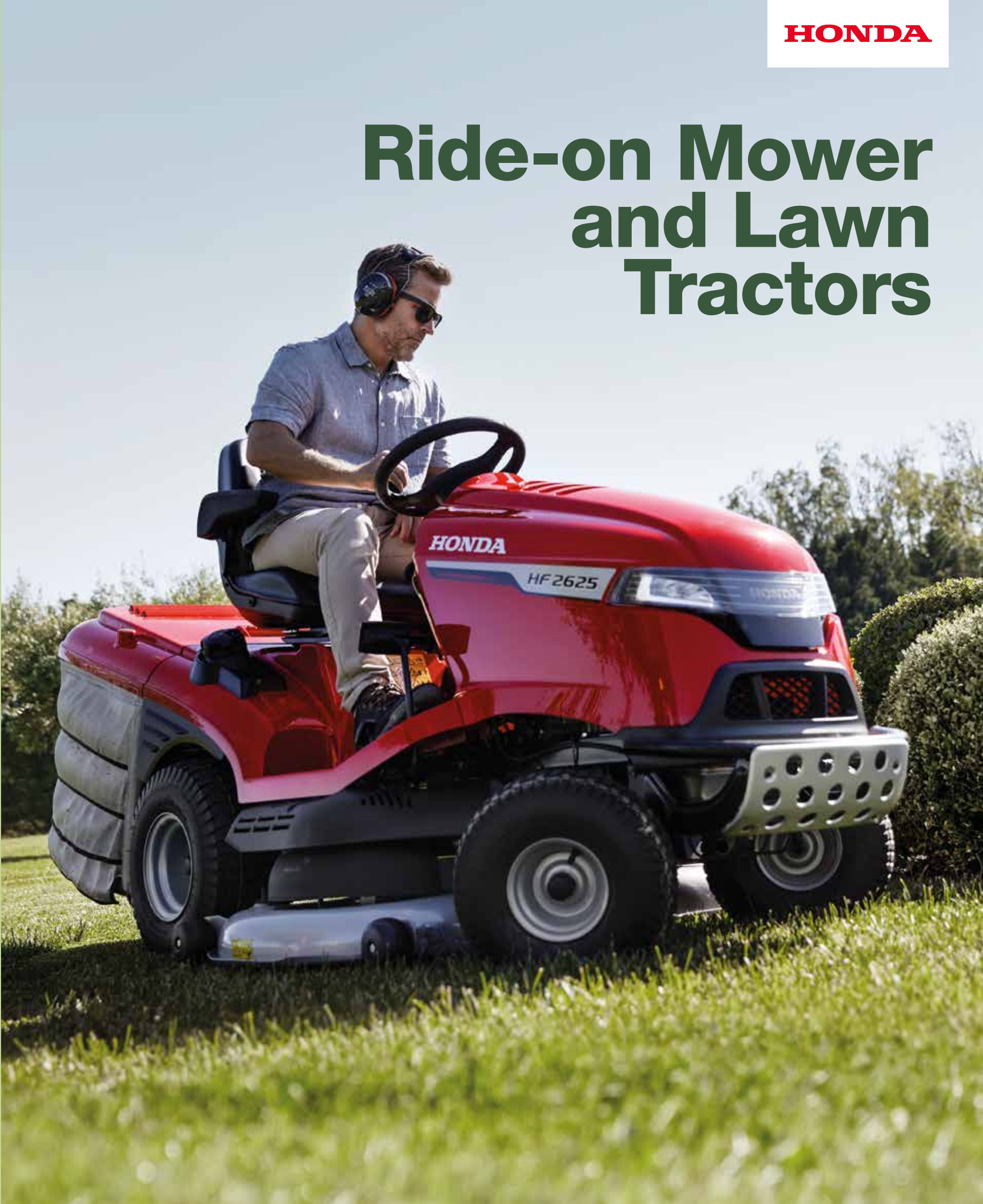


**Honda (UK)**

Cain Road, Bracknell, Berkshire, RG12 1HL  
United Kingdom  
Honda Contract Centre 0345 200 8000  
[www.honda.co.uk](http://www.honda.co.uk)

These specification details do not apply to any particular product which is supplied or offered for sale. The manufacturer reserves the right to vary their specification, including colours, with or without notice at such times in such manner as they think fit. Major as well as minor changes may be involved. Every effort, however, is made to ensure the accuracy of the particulars contained in this brochure. Consult the Dealer with whom your order is placed for details of the specification of any particular product. This publication shall not constitute in any circumstances whatsoever an offer by the Company to any person. All sales are made by the Distributor or Dealer concerned subject to and with the benefit of the standard Conditions of Sale and Warranty given by the Distributor. While efforts are made to ensure specification accuracy, brochures are prepared and printed several months in advance of distribution and consequently cannot always immediately reflect either changes in specification or in some isolated cases the provision of a particular feature. Customers are always advised to discuss specific details with the supplying Dealer, especially if a selection is dependent upon one of the features advertised.

# Ride-on Mower and Lawn Tractors







When we designed our range of gardening products we looked at your life from every angle.

Everything we learn from everything we do, goes into the development of our lawn and garden products, allowing us to create new technologies and new ways of solving problems. Not only making them the very best they can be, but making them a joy to use and own. So it's not just clever engineering, it's **ENGINEERING FOR** *Life*

## CONTENTS

- 03 Ride-on mower & lawn tractors
- 05 HF ride-on mower
- 07 HF lawn tractors
- 09 New lawn tractor technologies
- 11 Ride-on mower & lawn tractor specifications
- 13 World of Honda Power Products



# Ride-on Mower & Lawn Tractors

Our ride-on and lawn tractor range is packed with innovative, robust features that maximise cutting and collecting performance, while ensuring they are enjoyable to use. From the compact HF 1211 to the premium HF 2625, you can find the right machine for you.



## Ride-on mower and lawn tractor features

### Optiflow

Our Research and Development team has developed Honda Optiflow, a system that combines powerful suction with controlled and low turbulence air flow that reduces power loss, noise and grass accumulation, from the air intake **1** through the cutter deck **2** to the grass ejection **3** into the basket **4**. The air flow is powerful and constant enough to completely fill the grass bag whilst minimising dust.



### THE RANGE

HF 1211



HF 2317



HF 2417



HF 2625



### RIDE-ON MOWER AND LAWN TRACTOR FEATURES



**Hydrostatic Drive**  
Hydrostatic drive gives you great accuracy and a smooth, stepless speed control.



**Versamow™ Selective Mulching System**  
With a single lever, Honda's Versamow™ system will either collect the grass cuttings into the bag or finely shred and blow them down into the lawn to create a natural fertiliser.



**Pro Engine Pro Spec**  
Designed using steel and cast iron, these engines are built for more robust work.



**Optiflow**  
A fan improves air flow between the cutter deck and the high air flow grass bag. It significantly improves collecting performance of the lawnmower.



**Electric Grass Dump**  
The grass bag is opened with an electric motor at the touch of a switch.

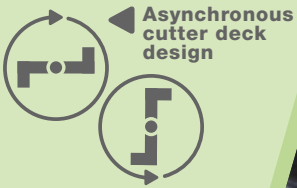
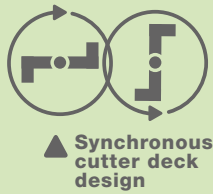



**Synchronous Blade Cut**  
Both blades have an overlapping cutting area to create accurate mowing and avoid any uncut areas when turning.



### Versamow™ selective

With a single lever, Honda's Versamow™ selective mulching system will either collect the grass cuttings into the bag or finely shred and blow them down into the lawn to create a natural fertiliser. If your grass is long or rough, you can mow your garden and collect grass clippings in one passage.



### Synchronized blade belt system

Cutter decks with asynchronous blades use two independent unsynchronised blades that are slightly offset. Cutter decks with synchronous blades use two blades that are synchronised with a timing belt to keep a constant 90 degree angle. The benefit of a synchronous system, is constant cutting performance to avoid uncut areas, even when turning and better air flow under the cutter deck, resulting in optimised grass collecting and a lower risk of clogging.



### Honda engine

Reliability, performance and cleaner exhaust gas emissions are the hallmark of Honda V-twin engines. Each model includes a decompressor for an easy start (and easy restart), and is one of the most fuel efficient engines on the market. The cast iron cylinder sleeve and the high capacity air filter ensure a long lifetime on even the toughest of workloads.





HF ride-on mower

Manoeuvrability & ease of use



Hydrostatic transmission for an incomparable user experience

Optiflow offers an optimised collection capacity

HF SPECIFICATION								
		ENGINE	TRANSMISSION VARIABLE		MULCHING		GRASS BAG CONTROL	
MODELS	CUTTER DECK SIZE (CM)	GXV 340	MECHANICAL	HYDROSTATIC DRIVE	MULCHING KIT	VERSAMOW™	MANUAL	ELECTRIC
HF 1211 HE	71	●		●	○		●	

● Standard    ○ Available as an optional extra  
Model availability is dependant on country, please speak with your nearest Honda garden dealer for more information.

The HF 1211 ride-on mower is designed for larger lawns, making grass cutting effortless with excellent performance and light manoeuvrability.

We have designed the HF 1211 to be intuitive to use and easy to operate. From your comfortable seating position you'll find all the important controls within easy reach, so you can cut large areas of grass with the minimum of effort and time. The hydrostatic transmission gives you smooth, variable speed, and the ability to regulate your pace without affecting the blade speed. That way you get a perfect result, whether you're in a hurry or taking your time.

Powered by our 'Pro' spec engines which feature cast iron cylinder sleeves and crankshaft bearings for smooth running and longer engine life, they are easily controlled by a single pedal that controls the hydrostatic forward speed. They are also highly manoeuvrable, with a tight turning circle and excellent visibility which makes cutting around obstacles simple. To save time and effort whilst working, a single, easy to reach lever can empty the grass catcher box from the comfort of the driving seat.



HF 1211 HE





**HF** lawn tractors

The new standard  
for lawn tractors



**Our latest lawn tractor range delivers outstanding performance with thoughtful usability.**

They offer increased levels of comfort, with a new ergonomically designed seat with foldable armrests and a luxury feel steering wheel with knob. Whilst a new clear LCD dashboard display, mobile device holder and USB socket\*, keep you informed and connected on the move.

They are packed full of cutting-edge technology, with new LED headlights incorporating daytime running lights, our unique Optiflow grass collection, Versamow™ selective mulching system

and powerful, efficient V-Twin engine. Easy to use single pedal Hydrostatic drive, ensures smooth control whilst synchronous blades maximise the cutting area even when turning. It's large 350 litre capacity grass box with electric emptying\*, allowing you to continue mowing for longer; so, whether it's a large garden, sports ground or parkland, the new HF range will get the job done with ease.

We have even thought of the little details; and these models are fitted with tyres, that feature lawn protecting tread, not only ensuring good traction, but also that no unsightly damage is done to the lawn.



\*Features will vary depending on model, please refer to pages 11-12 for full specifications and features.



# New lawn tractor technologies

Our lawn tractors feature a lot of clever technology that takes the effort out of keeping your lawn in perfect condition.

### Speed Hold System

Simply select your preferred speed from one of the four Speed Hold options, take your foot off the accelerator pedal and relax whilst your new lawn tractor does the rest.



### Device Holder

Your mobile is always within easy reach, keeping it safe and connected while mowing.



Hydrostatic Drive

Versamow™ Selective Mulching System\*

Optiflow

Engine Pro Spec\*\*

Pro

Synchronous Blade Cut

Electric Grass Dump\*\*\*

\*Available on HF 2417 HME / HTE & HF 2625 HME / HTE models only.  
\*\*Available on HF 2625 HME / HTE models only.  
\*\*\*Available on HF 2417 HTE & HF 2625 HTE models only.



### Ergonomically Designed Seat with Armrests

The ergonomically designed high back seat with foldable armrests, makes mowing any area of grass, no matter how large, comfortable and relaxing.



### Colour LCD Display

The bright and easy to read LCD display panel, shows all the information you need in a clear and concise format.



### Luxury Steering Wheel and Knob

The soft grip steering wheel has been designed with a flattened side nearest the driver, giving easy access for getting on and off your lawn tractor. The HF 2625 models also feature a knob making tight turns even easier.



### LED Headlights with Daytime Running Lights

Providing powerful light, these LEDs will switch on automatically should they be required.



### USB Socket

This handy USB Socket allows you to charge your mobile device whilst you are on the move.




HF SPECIFICATION									
		ENGINE		TRANSMISSION VARIABLE		MULCHING		GRASS BAG CONTROL	
MODELS	CUTTER DECK SIZE (CM)	GCV 530	GXV 690	MECHANICAL	HYDROSTATIC DRIVE	MULCHING KIT	VERSAMOW™	MANUAL	ELECTRIC
HF 2317 HME	92	●			●	○		●	
HF 2417 HBE	102	●			●	○		●	
HF 2417 HME	102	●			●		●	●	
HF 2417 HTE	102	●			●		●		●
HF 2625 HME	122		●		●		●	●	
HF 2625 HTE	122		●		●		●		●

● Standard    ○ Available as an optional extra  
Model availability is dependant on country, please speak with your nearest Honda garden dealer for more information.







# Ride-on mower & lawn tractor specifications

Use our handy table to compare our ride-on mowers and lawn tractors to choose the right model for you.

	RIDE-ON	LAWN TRACTORS		
	HF 1211 HE	HF 2317 HME	HF 2417 HBE	
				
Cutter deck size (cm)	71	92	102	
Engine	OHV 4-stroke	OHC V-twin 4-stroke	OHC V-twin 4-stroke	
Engine displacement (cc)	337	530	530	
Engine model	GXV 340	GCV 530	GCV 530	
Engine rated power (KW/rpm)*	6,4/3.100	9,7/2.800	9,7/2.800	
Fuel tank capacity (l)	3,6	5,4	5,4	
Guaranteed sound power level dB(A)**	100	100	100	
Transmission type	Variable Hydrostatic	Variable Hydrostatic	Variable Hydrostatic	
Driving speed (kh/h)	0-8,0	0-8,2	0-8,2	
Optiflow	-	Yes	Yes	
Number of blades	1	2	2	
Blade positioning	-	Asynchronous	Synchronous	
Blade brake clutch	Mechanical	Electromagnetic	Electromagnetic	
Grass bag dumping	Manual	Manual	Manual	
Positions & cutting height adjustment (mm)	7 (30-80)	7 (30-80)	7 (29-90)	
Grass bag capacity (l)	170	280	300	
Mulching (Versamow™ selective mulching)	-	-	-	
Mulching kit	o	o	o	
Rear deflector	-	o	o	
Soft grip steering wheel	-	-	Yes	
Colour LCD display	-	-	Yes	
Seat with armrests	-	-	-	
Speed Hold (four steps)	-	-	-	
LED headlights	-	-	-	
USB charging socket	-	-	-	
Mobile device holder	-	-	-	
Dry weight (kg)	172	218	236	
Dimensions (L x W x H (mm))***	1.863 x 760 x 1.100	2.440 x 970 x 1.230	2.440 x 1.060 x 1.230	
Front / rear tyres (diameter x width - rim (inch))	11 x 4,4 / 15 x 6,6	13 x 5,0-6 / 18 x 8,5-8	15 x 6,0-6 / 18 x 8,5-8	
Turning radius (m)	1,4	1,8	1,8	
Tow hitch	-	o	o	

o Available as an optional extra - Not available

LAWN TRACTORS			
HF 2417 HME	HF 2417 HTE	HF 2625 HME	HF 2625 HTE
			
102	102	122	122
OHC V-twin 4-stroke	OHC V-twin 4-stroke	OHV V-twin 4-stroke	OHV V-twin 4-stroke
530	530	690	690
GCV 530	GCV 530	GXV 690	GXV 690
9,7/2.800	9,7/2.800	13,9/2.800	13,9/2.800
8,5	8,5	8,5	8,5
100	100	105	105
Variable Hydrostatic	Variable Hydrostatic	Variable Hydrostatic	Variable Hydrostatic
0-8,2	0-8,2	0-8,2	0-8,2
Yes	Yes	Yes	Yes
2	2	2	2
Synchronous	Synchronous	Synchronous	Synchronous
Electromagnetic	Electromagnetic	Electromagnetic	Electromagnetic
Manual	Electric	Manual	Electric
7 (29-90)	7 (29-90)	7 (29-90)	7 (29-90)
300	300	350	350
Yes	Yes	Yes	Yes
-	-	-	-
o	o	o	o
Yes	Yes	Yes	Yes
Yes	Yes	Yes	Yes
Yes	Yes	Yes	Yes
Yes	Yes	Yes	Yes
Yes	Yes	Yes	Yes
Yes	Yes	Yes	Yes
238	249	261	270
2.440 x 1.060 x 1.230	2.440 x 1.060 x 1.230	2.445 x 1.260 x 1.230	2.445 x 1.260 x 1.230
15 x 6,0-6 / 18 x 8,5-8	15 x 6,0-6 / 18 x 8,5-8	15 x 6,0-6 / 18 x 8,5-8	15 x 6,0-6 / 18 x 8,5-8
1,8	1,8	1,6	1,6
o	o	o	o

\*The power rating of engines in this document is the net power output tested on a production engine and measured in accordance with SAE J1349 at 3.600 rpm.  
\*\*Guaranteed sound power level (in accordance with directives 2000/14/EC, 2005/88/EC).  
\*\*\*Dimensions: L - including grass bag, W - including cutter deck.  
Model availability is dependant on country, do not hesitate to ask your local Honda dealer.





# World of Honda Power Products

Our Power Product range now offers a choice between clean Honda 4-stroke engines and cutting-edge electric motors powered by our Universal Battery System. That's because we're committed to making our products as user-friendly, fuel-efficient and reliable as we can - all without compromising performance. So however you prefer to work, there's a Honda Power Product for you.



## Power you rely on

Quiet, dependable and always ready to help, our comprehensive range of generators is trusted around the world. From equatorial jungles to research posts in the Arctic Circle, they provide versatile, powerful and reliable performance at a moment's notice. If you're looking for a backup power supply for your home or need assistance with outdoor activities, contact your local dealer and discover what our generators can do for you.



**HONDA**

**AUTHORISED DEALER**

**SALES SERVICE EXPERTISE**

You deserve complete confidence that you've made the right choice, long after you've made the purchase. That's why we appoint our Honda Authorised Dealers with as much care as we build into our products. Look for the seal of quality when you buy your Honda, or call **0345 200 8000\*\*** and we'll find the closest to you.

### £ Sales

Our Authorised Dealers not only feature a comprehensive display of Honda products to see and touch, but they know our product range inside-out. Every one follows an extensive Honda training programme with regular refresher courses – so you can trust in their valuable advice and experience to help you choose the product that's just right for you and your needs.

### Service

As well as offering the highest levels of after-sales service, our Authorised Dealers' factory-trained technicians perform a full Pre-Delivery Inspection (PDI) on every machine, and are fully equipped to keep your product in peak condition with cost-effective servicing. Of course, you can also be assured that only high quality, genuine Honda parts are used, with access to our 24hr parts delivery service for fast and efficient turnaround.

### ★ Expertise

Our Authorised Dealers are true experts in their field, often with years of first-hand experience under their belt. In fact, their knowledge and experience plays an important role in making sure that our Research and Development team is given feedback from our customers, so we can ensure that new and improved models continue to meet your future needs too.

## Unrivalled quality, for peace of mind

There's a simple reason why you'll see so many old Honda products still in use. **Ours are built better, to last longer.**

That's not just an idle promise. It's fact. Our enviable reputation for durability and reliability is supported by our cast iron warranty, covering both parts and labour.

Our warranty maintains the same value throughout its lifetime too – meaning the last day of cover is exactly the same as the first: solid and dependable.

Core Range

**7**

Year Warranty\*

HONDA

Domestic Use

Izy Handheld Tiller Riding Mower

**5**

Year Warranty\*

HONDA

Domestic Use

Robotic Mower Electric Range

**2**

Year Warranty\*

HONDA

Domestic Use

Garden Range\*\*\*

**1**

Year Warranty

HONDA

Commercial Use

\*Subject to an annual service. \*\*Charged at local rates from landlines. \*\*\*Excludes, Electric range and Izy.