



MARKET ADDRESS INFO HERE

These specification details do not apply to any particular product which is supplied or offered for sale. The manufacturer reserves the right to vary their specification, including colours, with or without notice at such times in such manner as they think fit. Major as well as minor changes may be involved. Every effort, however, is made to ensure the accuracy of the particulars contained in this brochure. Consult the Dealer with whom your order is placed for details of the specification of any particular product. This publication shall not constitute in any circumstances whatsoever an offer by the Company to any person. All sales are made by the Distributor or Dealer concerned subject to and with the benefit of the standard Conditions of Sale and Warranty given by the Distributor. While efforts are made to ensure specification accuracy, brochures are prepared and printed several months in advance of distribution and consequently cannot always immediately reflect either changes in specification or in some isolated cases the provision of a particular feature. Customers are always advised to discuss specific details with the supplying Dealer, especially if a selection is dependent upon one of the features advertised.



Lawnmowers



When we designed our range of gardening products we looked at your life from every angle.

Everything we learn from everything we do, goes into the development of our lawn and garden products, allowing us to create new technologies and new ways of solving problems. Not only making them the very best they can be, but making them a joy to use and own. So it's not just clever engineering, it's **ENGINEERING FOR** *Life*

CONTENTS

- 03 Lawnmowers
- 05 HRE electric lawnmowers
- 07 izy-ON cordless lawnmowers
- 09 izy petrol lawnmowers
- 11 HRX petrol lawnmowers
- 13 Professional petrol lawnmowers
- 15 Lawnmower specifications
- 21 World of Honda Power Products

Lawnmowers

Whatever the size and shape of your garden, we have the perfect lawnmower for you. From our new easy to use cordless range to a wide variety of petrol driven models, perfect for domestic and professional use.




THE RANGE



LAWNMOWER FEATURES



Auto-Choke
The intelligent auto-choke system automatically sets the choke to give optimum starting and running in all conditions.



Electric Start
The electric key start ignition makes starting your lawnmower even easier and is fitted in addition to the standard recoil pull-start.



Roto-Stop® Blade Brake Clutch
Stops the blades but leaves the engine running while you empty the grassbag or move across driveways with self-propelled models.



Rear Roller
Models with a rear roller give your lawn that classic striped effect. A rear roller offers greater machine balance and control when cutting around the edge of your lawn.




SMART Drive®
SMART Drive® is designed to give you fingertip control allowing you to adjust the speed control for greater accuracy.



Select Drive
The all new Select Drive additionally allows you to set a constant speed for relaxed mowing with increased comfort.



Hydrostatic Drive
Hydrostatic Drive gives you greatest accuracy and a smooth, stepless speed control.



Pro Engine
Designed using steel and cast iron, these engines are built for more robust work.



Versamow™ Selective Mulching System
With a single lever, Honda's Versamow™ system will either collect the grass cuttings into the bag or finely shred and blow them down into the lawn to create a natural fertiliser.



Versamow™ Variable Mulching System
With a single lever, Honda's Versamow™ system will collect the grass cuttings into the bag or finely shred and blow them down into the lawn to create a natural fertiliser or the perfect mix of both.



Optiflow
A fan improves air flow between the cutter deck and the high air flow grass bag. It significantly improves collecting performance of the lawnmower.

Available on HRE 370 and HRE 410 only.



Cordless
Efficient performance and sustained power thanks to our latest combination of battery and motor technology, so the lawnmower can keep going as long as you can.

DECK MATERIALS

With three deck materials to choose from there is sure to be one to suit your needs.



Pressed steel, powder coated decks

As featured on the HRG series, these are built for durability and performance. They are lightweight for easy manoeuvrability whilst still being hard-wearing and resistant to deterioration from corrosion and UV rays.

Polystrong & Xenoy decks

As featured on the HRX series, these are both very strong, durable polymer materials which are highly resistant to UV, corrosion and dents.

Cast aluminium decks

Featured on the HRH and HRD series, these offer exceptionally high strength to weight ratio and resistance to corrosion.

TRANSMISSION TECHNOLOGY

Self-propelled lawnmowers make mowing the lawn easier, and Honda has three variable speed technologies: SMART Drive®, Select Drive and Hydrostatic drive.



SMART Drive®

SMART Drive® is the latest self-propelled technology that provides subtle fingertip control, for accuracy around flowerbeds and borders.

Select Drive

Select Drive is a clever feature that enables you to set a constant speed whilst mowing, giving you a more relaxed and comfortable experience.

Hydrostatic Drive

Honda's innovative Hydrostatic Drive gives you greater accuracy by providing smooth, stepless speed control.

HONDA MULCHING



Micro cut twin blade system

Two stacked, offset blades cut grass into small clippings which decompose quicker, giving a better result when mulching. They also take up less room when collecting, meaning less frequent emptying of the grass bag.

Versamow™ selective

Switching between mulching, collecting or discharging is simply achieved by adjusting a lever. There is no need to insert a separate mulching plug when you wish to mulch, this capability is integrated and can be activated or deactivated quickly, easily and safely.

Versamow™ variable

This system allows you to switch between mulching, collecting or discharging modes, via the easy to adjust lever. You can also control how much grass is collected or mulched. There are seven positions ranging from full collection to full mulching with five variable positions in-between, giving you any combination of the two. As the system is fully integrated, no additional tools or attachments are required.

Roto-Stop® blade stop system

This feature enables you to release the blade engagement control which stops the blades, without turning off the engine. It allows you to move obstacles such as debris or toys from your mowing path, empty the grass bag or even cross over paths or driveways safely without the need to restart the engine.





*Available on HRE 370 and HRE 410 only.

HRE electric lawnmowers

Electric, light & easy to handle



SPECIFICATION

HRE 330 PLE	HRE 370 PLE	HRE 410 PE
CUTTER DECK	CUTTER DECK	CUTTER DECK
33 cm	37 cm	41 cm
MOWING AREA	MOWING AREA	MOWING AREA
Up to 200 m ²	Up to 300 m ²	Up to 500 m ²
ELECTRIC ENGINE	ELECTRIC ENGINE	ELECTRIC ENGINE
1.100 W	1.300 W	1.600 W
BAG CAPACITY	BAG CAPACITY	BAG CAPACITY
27 ltr	35 ltr	65 ltr



A convenient carrying handle makes the HRE very easy to move whilst the main handle can be folded to make the most of storage space



Cutter deck height adjustment lever

Perfect for smaller gardens, our HRE range is powerful enough to cut your lawn with ease and light enough to be handled just as easily. With a choice of three different blade sizes, you can find the right one to suit your garden.

Each model has an easy to operate, five position cutter deck height adjustment control, so that you can achieve a perfect cut every time by selecting the ideal height to suit your grass.

The HRE 370 and 410 models both feature our unique Optiflow system. This utilises a specially designed fan, fixed to the blade, creating a powerful, controlled airflow that maximises grass collection.

A magnetic blade brake clutch system is conveniently operated from the main handle, making it easy to engage and disengage the cutting blades. Whilst an integrated cable loop system keeps the cable out of harms way.



HRE 330 PLE

*Available on the HRG 466 XB.

izy-ON cordless lawnmowers

Power without compromise

Easy start push button



Cutter deck height adjustment

Versamow™ Selective Mulching



NEW

Driven by a powerful brushless 1.8kW motor and new battery technology, our izy-ON sets the standard for cordless lawnmowers.

Built around a robust steel frame and best-in-class pressed steel cutter deck for outstanding durability, the izy-ON lawnmower features a single-speed transmission to ensure sustained cutting power at a comfortable walking speed, and because it's lightweight, it can turn in the tightest of spaces.

Built to avoid clogging and reduce maintenance, it includes a high-air flow collection bag to maximise pickup, flexible cutter height adjustment and Versamow™ Selective Mulching, so it can adapt to any gardener's needs. Certified to IP54 for weatherproof, it lets you cut wet grass in complete safety. You don't even need to stop if it rains.



HRG 416 XB

HRG 466 XB

HRG SPECIFICATION					
		TRANSMISSION		MULCHING	
		FIXED		VERSAMOW™ SELECTIVE	VERSAMOW™ VARIABLE
MODELS	CUTTER DECK SIZE (CM) & MATERIAL	PUSH	SINGLE SPEED		
HRG 416 XB	41 STEEL	●			
HRG 466 XB	46 STEEL		●	●	

● Standard
Model availability is dependant on country, please speak with your nearest Honda garden dealer for more information.

BATTERIES

A selection of Honda universal Li-ion batteries for the cordless range.



CHARGING SPECIFICATION

MODELS	CHARGING CURRENT (AMPS)	CHARGING TIME TO 80% (MINS)	CHARGING TIME TO 100% (MINS)	CHARGER WEIGHT
36V 4.0Ah	8	25	35	0,82 kg
36V 6.0Ah	8	35	55	0,82 kg
36V 9.0Ah	8	49	77	0,82 kg

CHARGER

The charger can be used with all the batteries above.

Batteries and chargers sold separately.



izy petrol lawnmowers

The next generation izy



Large fuel filler cap

Pressed steel, powder coated decks

HRG SPECIFICATION												
		TRANSMISSION					MULCHING					
		FIXED		VARIABLE								
MODELS	CUTTER DECK SIZE (CM) & MATERIAL	PUSH	SINGLE SPEED	SMART DRIVE®	SELECT DRIVE	HYDROSTATIC DRIVE	MULCHING KIT	VERSAMOW™ SELECTIVE	VERSAMOW™ VARIABLE	ELECTRIC START	ROTO-STOP®	
HRG 416 PKEH	41 STEEL	●										
HRG 416 SKEH				●				○				
HRG 466 PKEH	46 STEEL	●										
HRG 466 SKEH				●				○				
HRG 466 SKEP				●					●			
HRG 536 SKEH	53 STEEL		●									
HRG 536 VKEH					●				●			
HRG 536 VLEH					●				●		●	
HRG 536 VYEH					●				●			●

● Standard ○ Available as an optional extra
Model availability is dependant on country, do not hesitate to ask your local Honda dealer.

*Available on HRG 536 VKEH, VLEA and VYEA models only.
**Available on HRG 466 SKEP and HRG 536 VKEH, VLEA & VYEA models only.
***Available on HRG 536 VYEH only.
****Available on HRG 536 VLEA only.

Auto-Choke

SMART Drive**

Versamow™ Selective Mulching System**

Roto-Stop®***

Electric Start****

NEW



The izy now features brand new GCVx engines, which are lighter, quieter and more efficient. The new engines are even easier to start, whatever the conditions, thanks to a new auto-choke system. They are even more tolerant to lower quality fuels, especially after long periods without use. The oil drain, spark plug and air filter have all been made easier to access, for quicker and simpler maintenance.

Lightweight, robust and easy to use, the izy can turn in the tightest spaces making it perfect for small to medium sized gardens. The range includes the choice of either push-type, single speed or SMART Drive® self propelled machines.

The pressed steel, powder coated cutter deck is lightweight for manoeuvrability, whilst extremely hard wearing and resistant to deterioration from corrosion and UV rays. To optimise the collecting performance, all izy mowers have high airflow collection bags which maximises grass pick-up.



HRG 416 SKEH

HRG 536 VKEH

Auto-Choke

Select Drive*

Hydrostatic Drive*

Versamow™ Variable Mulching System*

Roto-Stop®*

Electric Start**

Rear Roller***

*Available on selected models only, please see table below for details.
**Available on HRX 537 HZE model only.
***Available on HRX 426 QXEH & HRX 476 QYE models only.



HRX petrol lawnmowers

Enjoy the choice

The HRX is a wide range of technologically advanced mowers, all you have to do is pick the one that is right for your lawn.



HRX SPECIFICATION												
		TRANSMISSION					MULCHING					
		FIXED		VARIABLE								
MODELS	CUTTER DECK SIZE (CM) & MATERIAL	PUSH	SINGLE SPEED	SMART DRIVE®	SELECT DRIVE	HYDROSTATIC DRIVE	MULCHING KIT	VERSAMOW™ SELECTIVE	VERSAMOW™ VARIABLE	ELECTRIC START	ROTO-STOP®	REAR ROLLER
HRX 426 PKEH	42 POLYSTRONG	●					○					
HRX 426 SDEH			●				○					
HRX 426 SXEH				●			○				●	
HRX 426 QXEH				●							●	●
HRX 476 VKE	47 POLYSTRONG				●				●			
HRX 476 VYE					●				●		●	
HRX 476 HYE							●		●		●	
HRX 476 QYE				●							●	●
HRX 537 VKE	53 XENYOY				●				●			
HRX 537 VYE					●				●		●	
HRX 537 HYE							●		●		●	
HRX 537 HZE							●			●	●	

● Standard ○ Available as an optional extra
Model availability is dependant on country, do not hesitate to ask your local Honda dealer.

The new HRX 476 and HRX 537 have been designed around you, making your life easier and a little more enjoyable.

Our range is the result of over 40 years experience and features a host of unique Honda technologies; such as Select Drive for precise control, Versamow™ for selective mulching and Roto-Stop® to safely disengage the cutting blades. Our new GCVx engines increase performance, maximise efficiency and benefit from reduced noise levels. All you need to do is choose the one that is right for your garden.

For smaller gardens, the HRX 426 models can suit your needs with a smaller cutter deck size but similar levels of performance and reliability.



HRX 476 VYE

Professional petrol lawnmowers

Hard working mowers
for hard working
professionals

The HRD and HRH mowers, with our powerful Pro Spec engines and 53 cm wide heavy duty cast aluminium cutter decks, are robust, reliable and designed to meet the most demanding conditions. So if you require a mower that you can depend on, this is the professional choice.



Reinforced cutter deck handle



Cast iron drive shaft



Pro Spec GXV 160 engine

Whatever the task, we have a full professional range to get the job done, the HRS for instance, is designed to make short work of long grass, mulching clippings and blowing them back onto the lawn. It also has the ability to eject grass clippings from a side chute.

Our UM grass cutters are built for areas that are difficult to manage, like fields, orchards and roadsides. The free floating front wheels and hydrostatic transmission make work easy and safe.

Protected by a tough cast aluminium deck and a reinforced cutter deck handle, the HRD and HRH are built to take on the most demanding jobs time after time. Power comes from our Pro Spec GXV 160 engines (except HRD 536 TXEA), which have a durable cast iron cylinder sleeve and crankshaft, that runs on specially adapted bearings to extend its working life. They also feature dual air filters and an extra large 1,5 litre fuel tank for periods of extended use.

PROFESSIONAL RANGE SPECIFICATION												
		TRANSMISSION					MULCHING					
		FIXED		VARIABLE								
MODELS	CUTTER DECK SIZE (CM) & MATERIAL	PUSH	SINGLE SPEED	SMART DRIVE®	TRIPLE SPEED	HYDROSTATIC DRIVE	MULCHING KIT	VERSAMOW™ SELECTIVE	VERSAMOW™ VARIABLE	ELECTRIC START	ROTO-STOP®	REAR ROLLER
HRS 536 VKEA	53 STEEL			●			SIDE DISCHARGE OR MULCHING					
HRD 536 HXE	53 ALUMINIUM					●	○				●	
HRD 536 TXEH					●		○				●	
HRD 536 QXE			●								●	●
HRH 536 HXE	53 ALUMINIUM					●	○				●	
HRH 536 QXE			●				○				●	●

● Standard ○ Available as an optional extra
Model availability is dependant on country, do not hesitate to ask your local Honda dealer.



HRD 536 TXEH

HRH 536 HXE

HRS 536 VKEA

UM 536 EE



Lawnmower specifications

Use our handy table to compare our lawnmowers and choose the right model for you.

	ELECTRIC			IZY-ON		IZY	
	HRE 330 PLE	HRE 370 PLE	HRE 410 PE	HRG 416 XB	HRG 466 XB	HRG 416 PKEH	HRG 416 SKEH
							
Cutter deck size (cm)	33	37	41	41	46	41	41
Cutter deck material	Polyprop. Plastic	Polyprop. Plastic	ABS Plastic	Steel	Steel	Steel	Steel
Engine	Electric 1.100 W	Electric 1.300 W	Electric 1.600 W	-	-	OHC 4-stroke	OHC 4-stroke
Engine displacement (cc)	-	-	-	-	-	145	145
Engine model	-	-	-	-	-	GCVx 145	GCVx 145
Engine rated power (KW/rpm)*	-	-	-	1,0/2.900	1,8/2.800	2,7/2.900	2,7/2.900
Dual air filter	-	-	-	-	-	-	-
Engine bearings	-	-	-	-	-	-	-
Fuel tank capacity (l)	-	-	-	-	-	0,91	0,91
Transmission	Push	Push	Push	Push	Single speed	Push	Single speed
Driving speed (m/s)	-	-	-	-	0,90	-	0,92
Blade brake clutch (Roto-Stop®)	-	-	-	-	-	-	-
Mulching (Versamow™ selective / variable)	-	-	-	-	Selective	-	-
Mulching kit	-	-	-	-	-	-	O
Positions & cutting height adjustment (mm)	3 (25-57)	5 (18-65)	5 (20-70)	6 (20-74)	6 (20-74)	6 (20-74)	6 (20-74)
Height adjustment points	1	1	2	2	2	2	2
Rear roller	-	-	-	-	-	-	-
Electric start	-	-	-	-	-	-	-
Grass bag capacity (l)	27	35	65	42	50	42	42
Noise dB(A)**	87	89	94	89	92	94	95
Dry weight (kg)	11	15	22	22,5	27,5	28	30
Dimensions (L x W x H (mm))	1.080 x 390 x 1.000	1.110 x 430 x 1.030	1.330 x 540 x 1.090	1.415 x 453 x 980	1.430 x 497 x 980	1.415 x 453 x 980	1.440 x 453 x 980

*The power rating of engines in this document is the net power output tested on a production engine and measured in accordance with SAE J1349 at 3.600 rpm.
**Guaranteed sound power level (in accordance with 2000/14/EC Directive) in dB(A).
O Available as an optional extra. - Not available.

	IZY						
	HRG 466 PKEH	HRG 466 SKEH	HRG 466 SKEP	HRG 536 SKEH	HRG 536 VKEH	HRG 536 VLEH	HRG 536 VVEH
							
Cutter deck size (cm)	46	46	46	53	53	53	53
Cutter deck material	Steel	Steel	Steel	Steel	Steel	Steel	Steel
Engine	OHC 4-stroke	OHC 4-stroke	OHC 4-stroke	OHC 4-stroke	OHC 4-stroke	OHC 4-stroke	OHC 4-stroke
Engine displacement (cc)	145	145	145	167	167	167	167
Engine model	GCVx 145	GCVx 145	GCVx 145	GCVx 170	GCVx 170	GCVx 170	GCVx 170
Engine rated power (KW/rpm)*	2,7/2.800	2,7/2.800	2,7/2.800	3,2/2.850	3,2/2.850	3,2/2.850	3,2/2.850
Dual air filter	-	-	-	-	-	-	-
Engine bearings	-	-	-	-	-	-	-
Fuel tank capacity (l)	0,91	0,91	0,91	0,91	0,91	0,91	0,91
Transmission	Push	Single speed	Single speed	Single speed	Variable SMART Drive®	Variable SMART Drive®	Variable SMART Drive®
Driving speed (m/s)	-	0,89	0,89	0,77	0-1,65 (progressive)	0-1,65 (progressive)	0-1,65 (progressive)
Blade brake clutch (Roto-Stop®)	-	-	-	-	-	-	Yes
Mulching (Versamow™ selective / variable)	-	-	Selective	-	Selective	Selective	Selective
Mulching kit	-	O	-	-	-	-	-
Positions & cutting height adjustment (mm)	6 (20-74)	6 (20-74)	6 (20-74)	6 (19-80)	6 (28-102)	6 (28-102)	6 (28-102)
Height adjustment points	2	2	2	4	4	4	4
Rear roller	-	-	-	-	-	-	-
Electric start	-	-	-	-	-	Yes	-
Grass bag capacity (l)	50	50	50	66	66	66	66
Noise dB(A)**	94	95	95	98	98	98	98
Dry weight (kg)	29	31	32	36	34	37	39
Dimensions (L x W x H (mm))	1.445 x 497 x 980	1.470 x 497 x 980	1.470 x 497 x 980	1.580 x 582 x 1.060	1.534 x 582 x 1.014	1.534 x 582 x 1.014	1.534 x 582 x 1.014

Model availability is dependant on country, do not hesitate to ask your local Honda dealer.



Lawnmower specifications

Use our handy table to compare our lawnmowers and choose the right model for you.

HRX						
	HRX 426 PKEH	HRX 426 SDEH	HRX 426 SXEh	HRX 426 QXEh	HRX 476 VKE	HRX 476 VYE
						
Cutter deck size (cm)	42	42	42	42	47	47
Cutter deck material	Polystrong	Polystrong	Polystrong	Polystrong	Polystrong	Polystrong
Engine	OHC 4-stroke	OHC 4-stroke	OHC 4-stroke	OHC 4-stroke	OHC 4-stroke	OHC 4-stroke
Engine displacement (cc)	160	160	160	160	167	167
Engine model	GCV 160	GCV 160	GCV 160	GCV 160	GCV 170	GCV 170
Engine rated power (KW/rpm)*	2,8/2.900	2,8/2.900	2,8/2.900	2,8/2.900	3,6/3.600	3,6/3.600
Dual air filter	-	-	-	-	-	-
Engine bearings	-	-	-	-	-	-
Fuel tank capacity (l)	0,91	0,91	0,91	0,91	0,95	0,95
Transmission	Push	Single speed	Single speed	Single speed	Variable Select Drive	Variable Select Drive
Driving speed (m/s)	-	1,04	1,04	0,9	0-1,4	0-1,4
Blade brake clutch (Roto-Stop®)	-	-	Yes	Yes	-	Yes
Mulching (Versamow™ selective / variable)	-	-	-	-	Variable	Variable
Mulching kit	o	o	o	-	-	-
Positions & cutting height adjustment (mm)	6 (25-78)	6 (25-78)	6 (25-78)	5 (19-55)	7 (25-79)	7 (25-79)
Height adjustment points	2	2	2	2	1	1
Rear roller	-	-	-	Yes	-	-
Electric start	-	-	-	-	-	-
Grass bag capacity (l)	60	60	60	60	69	69
Noise dB(A)**	94	94	94	94	95	94
Dry weight (kg)	31	33	36	38	39	42
Dimensions (L x W x H (mm))	1.475 x 480 x 995	1.475 x 480 x 995	1.440 x 480 x 1.030	1.440 x 480 x 1.045	1.580 x 530 x 995	1.610 x 497 x 1.035

*The power rating of engines in this document is the net power output tested on a production engine and measured in accordance with SAE J1349 at 3.600 rpm.
**Guaranteed sound power level (in accordance with 2000/14/EC Directive) in dB(A)
o Available as an optional extra. - Not available.

HRX						
	HRX 476 HYE	HRX 476 QYEH	HRX 537 VKE	HRX 537 VYE	HRX 537 HYE	HRX 537 HZE
						
Cutter deck size (cm)	47	47	53	53	53	53
Cutter deck material	Polystrong	Polystrong	Xenoy	Xenoy	Xenoy	Xenoy
Engine	OHC 4-stroke	OHC 4-stroke	OHC 4-stroke	OHC 4-stroke	OHC 4-stroke	OHC 4-stroke
Engine displacement (cc)	167	167	202	202	202	202
Engine model	GCV 170	GCV 170	GCV 200	GCV 200	GCV 200	GCV 200
Engine rated power (KW/rpm)*	3,6/3.600	3,6/3.600	4,2/3.600	4,2/3.600	4,2/3.600	4,2/3.600
Dual air filter	-	-	-	-	-	-
Engine bearings	-	-	-	-	-	-
Fuel tank capacity (l)	0,95	0,95	0,95	0,95	0,95	0,95
Transmission	Variable Hydrostatic	Single speed	Variable Select Drive	Variable Select Drive	Variable Hydrostatic	Variable Hydrostatic
Driving speed (m/s)	0-1,4	1	0-1,64	0-1,64	0-1,61	0-1,61
Blade brake clutch (Roto-Stop®)	Yes	Yes	-	Yes	Yes	Yes
Mulching (Versamow™ selective / variable)	Variable	-	Variable	Variable	Variable	Variable
Mulching kit	-	-	-	-	-	-
Positions & cutting height adjustment (mm)	7 (25-79)	5 (19-58)	7 (19-101)	7 (19-101)	7 (19-101)	7 (19-101)
Height adjustment points	1	1	4	4	4	4
Rear roller	-	Yes	-	-	-	-
Electric start	-	-	-	-	-	Yes
Grass bag capacity (l)	69	73	85	85	85	85
Noise dB(A)**	94	95	98	98	98	98
Dry weight (kg)	44	42	40,8	43,5	44,6	48,3
Dimensions (L x W x H (mm))	1.445 x 497 x 1.035	1.520 x 497 x 980	1.610 x 588 x 1.073	1.610 x 588 x 1.073	1.665 x 585 x 1.122	1.665 x 585 x 1.122

Model availability is dependant on country, do not hesitate to ask your local Honda dealer.





Lawnmower specifications

Use our handy table to compare our lawnmowers and choose the right model for you.

	HRS	HRD	HRD			HRH	
	HRS 536 VKEA	HRD 536 HXE	HRD 536 HXEH	HRD 536 TXEH	HRD 536 QXE	HRH 536 HXE	HRH 536 QXE
							
Cutter deck size (cm)	53	53	53	53	53	53	53
Cutter deck material	Steel	Aluminium	Aluminium	Aluminium	Aluminium	Aluminium	Aluminium
Engine	OHC 4-stroke	OHV 4-stroke	OHC 4-stroke	OHC 4-stroke	OHV 4-stroke	OHV 4-stroke	OHV 4-stroke
Engine displacement (cc)	160	163	160	160	163	163	163
Engine model	GCV 160	GXV 160	GCV 160	GCV 160	GXV 160	GXV 160	GXV 160
Engine rated power (KW/rpm)*	3,3/3.600	2,7/2.800	2,7/2.800	2,7/2.800	2,7/2.800	2,7/2.800	2,7/2.800
Dual air filter	-	-	-	-	-	Yes	Yes
Engine bearings	-	-	-	-	-	Yes	Yes
Fuel tank capacity (l)	0,93	1,5	0,91	0,91	1,5	1,5	1,5
Transmission	Variable SMART Drive®	Variable Hydrostatic	Variable Hydrostatic	Three Speed	Single speed	Variable Hydrostatic	Single speed
Driving speed (m/s)	0-1,65	0-1,4	0-1,4	0,8, 1,2 & 1,3	1,2	0-1,4	1,2
Blade brake clutch (Roto-Stop®)	-	Yes	Yes	Yes	Yes	Yes	Yes
Mulching (Versamow™ selective/variable)	-	-	-	-	-	-	-
Mulching kit	-	○	○	○	○	○	○
Positions & cutting height adjustment (mm)	6 (28-102)	7 (14-76)	7 (14-76)	7 (14-76)	5 (14-52)	6 (21-76)	5 (14-52)
Height adjustment points	4	4	4	4	4	4	1
Rear roller	-	-	-	-	Yes	-	Yes
Electric start	-	-	-	-	-	-	-
Grass bag capacity (l)	-	80	80	80	83	83	83
Noise dB(A)**	98	98	97	97	98	98	98
Dry weight (kg)	32,9	49,3	46,2	45,2	53,5	61	59
Dimensions (L x W x H (mm))	1.532 x 582 x 1.013	1.575 x 574 x 1.018	1.575 x 574 x 1.018	1.575 x 574 x 1.018	1.655 x 574 x 1.031	1.695 x 575 x 1.020	1.695 x 575 x 1.020

*The power rating of engines in this document is the net power output tested on a production engine and measured in accordance with SAE J1349 at 3.600 rpm.
**Guaranteed sound power level (in accordance with 2000/14/EC Directive) in dB(A)
○ Available as an optional extra. - Not available.



	GRASS CUTTER			
	UM 536 EE2	UM 536 EBE2	UM 616 EE2	UM 616 EBE2
				
Cutter deck size (cm)	53	53	61	61
Cutter deck material	Steel	Steel	Steel	Steel
Engine	OHV 4-stroke	OHV 4-stroke	OHV 4-stroke	OHV 4-stroke
Engine displacement (cc)	163	163	163	163
Engine model	GXV 160	GXV 160	GXV 160	GXV 160
Engine rated power (KW/rpm)*	3,2/3.600	3,2/3.600	3,2/3.600	3,2/3.600
Dual air filter	-	-	-	-
Engine bearings	-	-	-	-
Fuel tank capacity (l)	1,6	1,6	1,6	1,6
Transmission	Two speed	Two speed	Variable Hydrostatic	Variable Hydrostatic
Driving speed (m/s)	0,5 & 0,8	0,5 & 0,8	0,4-1,0	0,4-1,0
Blade brake clutch (Roto-Stop®)	Yes	Yes	Yes	Yes
Mulching (Versamow™ selective / variable)	-	-	-	-
Mulching kit	-	-	-	-
Positions & cutting height adjustment (mm)	4 (25-85)	4 (25-85)	4 (20-80)	4 (20-80)
Height adjustment points	2	2	2	2
Rear roller	-	-	-	-
Electric start	-	-	-	-
Grass bag capacity (l)	-	-	-	-
Noise dB(A)**	98	98	98	98
Dry weight (kg)	63	68	72	76
Dimensions (L x W x H (mm))	1.780 x 860 x 1.080	1.780 x 860 x 1.080	1.790 x 970 x 1.080	1.790 x 970 x 1.080

Model availability is dependant on country, do not hesitate to ask your local Honda dealer.

World of Honda Power Products

Our Power Product range now offers a choice between clean Honda 4-stroke engines and cutting-edge electric motors powered by our Universal Battery System. That's because we're committed to making our products as user-friendly, fuel-efficient and reliable as we can - all without compromising performance. So however you prefer to work, there's a Honda Power Product for you.



Power you rely on

Quiet, dependable and always ready to help, our comprehensive range of generators is trusted around the world. From equatorial jungles to research posts in the Arctic Circle, they provide versatile, powerful and reliable performance at a moment's notice. If you're looking for a backup power supply for your home or need assistance with outdoor activities, contact your local dealer and discover what our generators can do for you.



Heading for market use

